



LIGHT DUTY MODEL LC-50

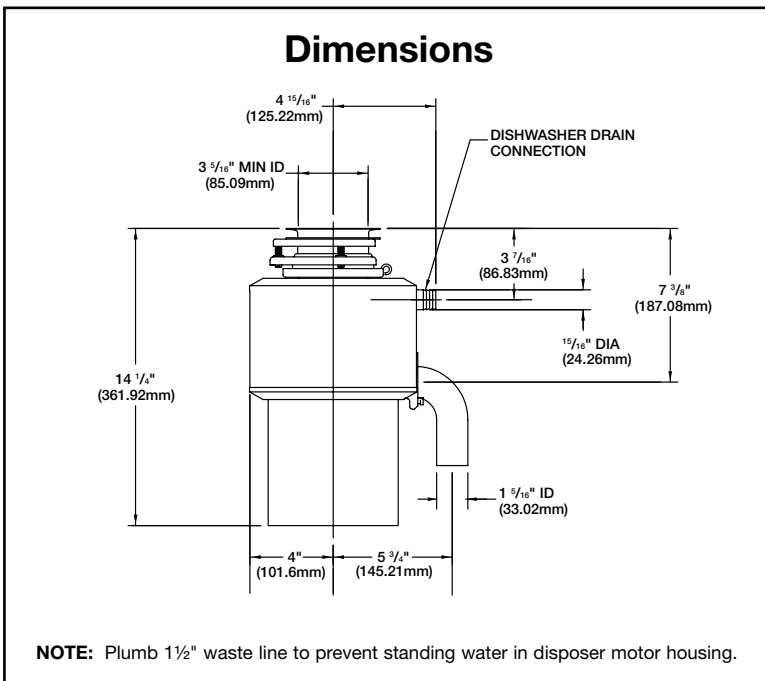
APPLICATION:

Designed for light duty foodservice operation in:

- Convenience/grocery store deli's
- Fast food restaurants
- Church/office kitchens
- Bed and breakfast inns

PRODUCT FEATURES & SPECIFICATIONS:

- Foodservice design with the ease and flexibility of a household unit.
- Disposer mounting included with unit. Mounting fits standard 3 1/2" - 4" sink opening. No welding required.
- Standard wall switch operates the disposer.
- Automatic reversing motor for longer life and trouble-free operation.
- Stainless steel grind chamber.
- Cast nickel chrome cutting element.
- 1-year full warranty from date of installation.
- 35 lb. shipping weight.



ELECTRICAL SPECIFICATIONS:

- Continuous-duty commercial motor
- 1725 RPM
- 120V
- 5.8 Amps
- 60 Hz
- Single Phase

IMPORTANT: The model LC-50 is designed specifically for **light duty** foodservice use. Use of this disposer in applications other than those named above may void your warranty. If you are unsure of a potential application, call the factory at 1-800-845-8345.

Our products appear on **The KCL CADalog** CD-ROM based CAD Foodservice Symbol Library. More information is available from **Kochman Consultants, Ltd.** at www.kclcad.com.



4700 21st STREET
RACINE, WI 53406
TEL: 800-845-8345
FAX: 262 554-3620

www.insinkerator.com

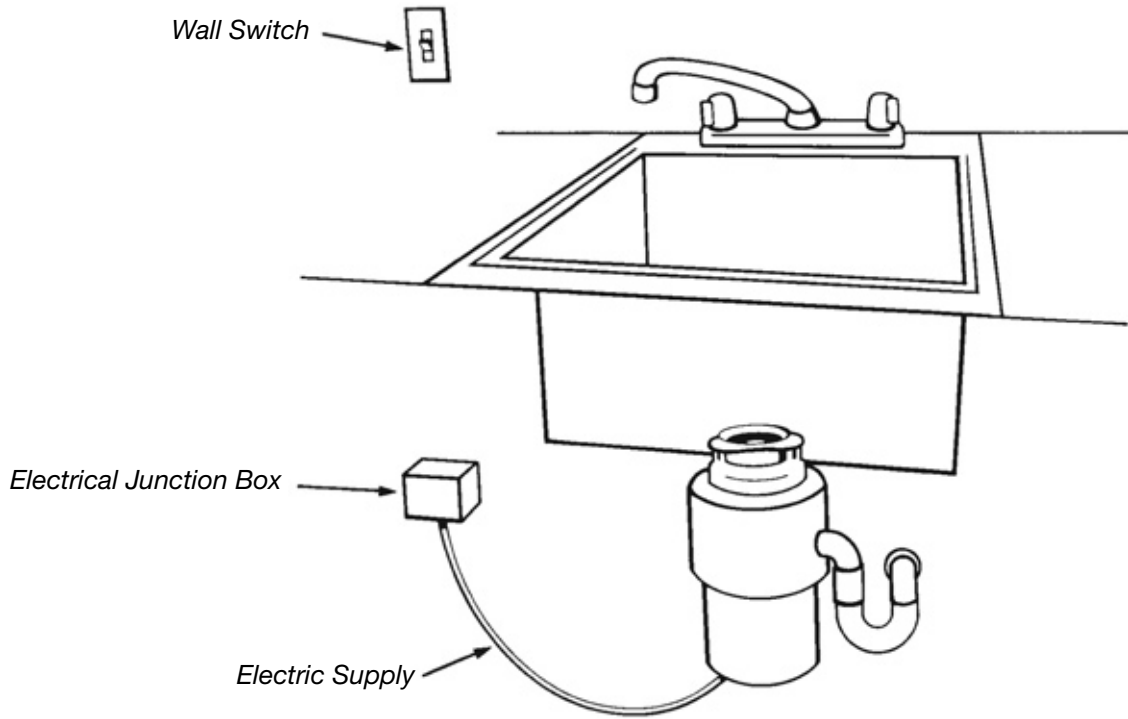


The Emerson logo is a trademark and a service mark of Emerson Electric Co.

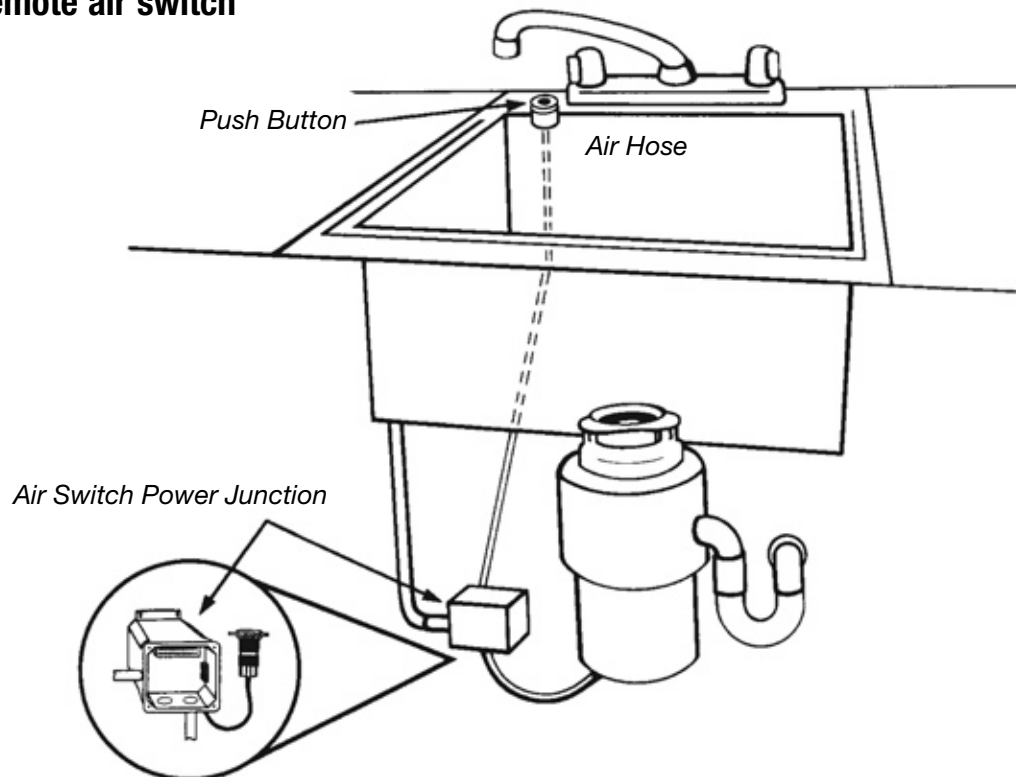


RECOMMENDED INSTALLATIONS

Installation with wall switch



Installation with remote air switch



InSinkErator Commercial Air Switch (Part No. 13754)
is available direct from factory.